

imagine

LCDM0802CA01HQ-WW



T260

imagine beauty that goes
beyond skin deep

Artistry isn't something that can be measured. At Samsung, we believe that artistry is the result of a delicate balance between high-end design and cutting-edge technology. We're inspired by the world around us and want to create products that are both functional and exude beauty. Introducing the [T190, T200, T220, T240, T260] from Samsung. Beautiful, inside and out. To learn more, please visit www.samsung.com





The intersection of technology and design

Inspired by the craftsmanship of Venetian glassblowers, the [T190, T200, T220, T240, T260] is the embodiment of our design philosophy: natural beauty that defies standardization. Unlike other monitors on the market today, we're just as concerned about how our monitor performs as well as it looks. The unique crystal-like frame is both transparent and opaque, giving the monitor a handcrafted feel. And the smooth clean lines and variety of colors will make this monitor the centerpiece of any room in your home—no matter how sophisticated it may be.




The Beauty of Design

The [T190, T200, T220, T240, T260] from Samsung redefines the meaning of slim. This elegantly designed, ultra-thin monitor comes fully equipped with the latest in LCD technology—all packaged within a sleek, sophisticated frame. The reduced bezel width produces a slimmer profile so that every inch of your workspace is maximized.

Clear Contrast Ratio 20,000:1

A high contrast ratio is critical for optimal viewing. Our innovative Dynamic Contrast Ratio technology of the [T190, T200, T220, T240, T260] delivers an unspeakable ratio of 20,000:1—the first of its kind! By increasing the color steps between the darkest and brightest colors, the [T190, T200, T220, T240, T260] can produce more vivid, lifelike images. So unlike other monitors, our Dynamic Contrast Ration technology allows our monitor to outperform under any lighting condition.



Fast Response Time 2ms

An ultra-fast response time is a key factor in determining how good a display will look when combined with moving images. At a blistering 2ms, the [T190, T200, T220, T240, T260] boasts one of the fastest the response time which means the virtual elimination of motion blue when watching fast-moving images. The result is clear, crisp images every time.



Low Power Consumption

Power consumption is always a concern when it comes to home electronics. The T series monitor from Samsung consumes only 70-65W in operation mode. Compared to other monitors, that's a reduction of almost 30W! And with the unique softPOWER Off function, the monitor consumes a mere 0.3W during standby. So with the T series, you can work productively at home without worrying about driving up your energy bill.



Stunning Full HD 1080p

1080p Full HD technology means you are watching the highest resolution images available today. Nearly twice the resolution of regular HDTV, you will experience an astoundingly vivid and realistic picture and incredible image. More pixels mean higher definition, and that means more detail than ever before with 1920x1080 Full HD technology, giving you the most lifelike images and astounding clarity no matter how fast the action. [T240/T260/T200HD/T220HD/T240HD/T260HD only]




Embedded DTV Tuner

With the built-in digital television (DTV) tuner, the T series immediately widens your entertainment world. Unlike many monitors, the T series can decode and display free, over-the-air digital TV broadcasts without buying any additional equipment. So now your PC monitor enables you to watch your favorite TV programs while working on your PC. Now that's multi-tasking! [T200HD/T220HD/T240HD/T260HD only]



2HDMI

Now fully equipped with two HDMI (High Definition Multimedia Interface) connections, the [T190, T200, T220, T240, T260] can easily transform into the hub for all of your multimedia devices. Connect HD digital devices such as AC devices, game consoles, digital cameras and camcorders into the two HDMI ports to make the most of your HD experience. [T200HD/T220HD/T240HD/T260HD only]



Enhanced Connectivity

A comprehensive array of connection options allows Samsung LCD monitors to be connected to external A/V devices. The incorporation of Component, D-sub, DVI-D, USB 2.0, and HDMI connectors makes connection convenient and complete. [T200HD/T220HD/T240HD/T260HD only]



Invisible Speaker System

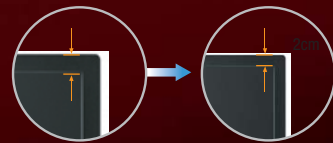
At first glance, you might think that we forgot to include the speakers. But with our innovative Invisible Speaker System, they are neatly hidden within the body of monitor in order to maintain the clean, fluid lines of the exterior. For an even more enhanced surround sound experience, the T series monitor includes SRS Tru Surround XT™, a patented audio technology specifically designed for a two-speaker output system. Plus, our parametric EQ technology enables our speakers to reproduce deeper and clearer sound without distortion over the entire range of frequencies. [T200HD/T220HD/T240HD/T260HD only]





Smart Design (Slim Bezel)

Appreciate superior style and design. All of Samsung's LCD monitors are precise pieces of digital art, combining the most advanced technologies and premium, professional presentation. The reduced bezel width presents a sleeker, slimmer image that is ideal for incorporation into effective, high impact multi-display scenarios.



The Perfect Complement
to Any Interior



Rose Black



Emerald Black



Sapphire Black

The Power of Beauty

Make a statement with the sophisticated design of the [T190, T200, T220, T240, T260]. The clean exterior is free from buttons and other unsightly distractions. The curvilinear design and smooth corners is reminiscent of old world craftsmanship built with the values and sensibility of the modern world. The crystal-like frame in three different colors—Rose Black (Red), Emerald Black (Green) and Sapphire Black (Blue)—suggests a natural beauty that is designed to complement any room. Hidden within the body of the monitor is the high-performing Invisible Speaker System that delivers sound unrivaled by any other monitor. Plus, the enhanced connectivity capability allows for convenient connection to external A/V devices in an uncluttered, organized manner.

CRYSTAL DESIGN

Specification

		General Wide	General Wide	General Wide	General Wide
Class		SyncMaster T190	SyncMaster T190G	SyncMaster T200	SyncMaster T200G
Panel	Screen size	19" Wide	19" Wide	19" Wide	19" Wide
	Brightness	300 cd/m²	300 cd/m²	300 cd/m²	300 cd/m²
	Contrast Ratio	DC 20,000:1(1000:1)(Typ.)	DC 20,000:1(1000:1)(Typ.)	DC 20,000:1(1000:1)(Typ.)	DC 20,000:1(1000:1)(Typ.)
	Resolution	1440 x 900 (WXGA+)	1440 x 900 (WXGA+)	1680 x 1050 (WSXGA+)	1680 x 1050 (WSXGA+)
	Response Time	2ms(GTG)	2ms(GTG)	2ms(GTG)	2ms(GTG)
	Viewing Angle(H/V)	170°/160° (CR>10)	170°/160° (CR>10)	170°/160° (CR>10)	170°/160° (CR>10)
	Color Supported	16.7 M	16.7 M	16.7 M	16.7 M
Signal Input	Video Signal	Analog RGB, DVI	Analog RGB, DVI	Analog RGB, DVI	Analog RGB, DVI
	Sync. Signal	Separate H/V, Composite, SOG	Separate H/V, Composite, SOG	Separate H/V, Composite, SOG	Separate H/V, Composite, SOG
	Connector	15pin D-SUB, DVI-D	15pin D-SUB, DVI-D	15pin D-SUB, DVI-D	15pin D-SUB, DVI-D
Signal Input	Power consumption	34 Watts	34 Watts	40 Watts	40 Watts
	Stand by Power(DPMS)	<1W	<1W	<1W	<1W
	Type	Built-in	Built-in	Built-in	Built-in
Features	Plug & Play	DDC 2B	DDC 2B	DDC 2B	DDC 2B
	USB powered hub option	No	No	No	No
	Mac compatibility	Yes	Yes	Yes	Yes
	Multimedia Speakers	No	No	No	No
	Wall-Mount	No	No	No	No
	TCO	-	-	-	-
	Cabinet Color	Rose Black	Rose Black	Rose Black	Rose Black
	Optional Accessories	DVI-D cable	DVI-D cable	DVI-D cable	DVI-D cable
	Special Features	Low Power Consumption	MagicClear(Glare) Panel	Low Power Consumption	MagicClear(Glare) Panel
		(0.3W Power Off, Off Timer	Low Power Consumption	(0.3W Power Off, Off Timer	Low Power Consumption
		Energy Saving Mode)	(0.3W Power Off, Off Timer	Energy Saving Mode)	(0.3W Power Off, Off Timer
		LED Brightness control	Energy Saving Mode)	LED Brightness control	Energy Saving Mode)
		MagicBright3	LED Brightness control	MagicBright3	LED Brightness control
		Image Size,Color Effect	MagicBright3	Image Size,Color Effect	MagicBright3
		Customized key	Image Size,Color Effect	Customized key	Image Size,Color Effect
		MagicWizard & MagicTune	Customized key	MagicWizard & MagicTune	Customized key
		Windows Vista Premium	MagicWizard & MagicTune	Windows Vista Premium	MagicWizard & MagicTune
		DVI with HDCP,Safe Mode	Windows Vista Premium	DVI with HDCP,Safe Mode	Windows Vista Premium
			DVI with HDCP,Safe Mode		DVI with HDCP,Safe Mode
Dimension	Set(WxHxD)(mm) (with Stand)	454.5 x 400 x 195	454.5 x 400 x 195	486 x 418 x 215	486 x 418 x 215
	Set(WxHxD)(mm) (w/o Stand)	454.5 x 331.5 x 72	454.5 x 331.5 x 72	454.5 x 331.5 x72	454.5 x 331.5 x 72
	Packing(WxHxD)(mm)	527 x 135 x 487	527 x 135 x 487	559 x 135 x 493	559 x 135 x 493
Weight	Set(kg)	TBD	TBD	5.4 (Max)	5.4 (Max)
	Packing(kg)	TBD	TBD	6.9 (Max)	6.9 (Max)
Stand	Type	Simple	Simple	Simple	Simple
	Function	Tilt	Tilt	Tilt	Tilt



Dimensions



Design and specifications are subject to change without notice.

Specification

		General Wide	General Wide	General Wide	General Wide
Class		SyncMaster T220	SyncMaster T220G	SyncMaster T240	SyncMaster T240N
Panel	Screen size	22" Wide	22" Wide	24" Wide	24" Wide
	Brightness	300 cd/m²	300 cd/m²	300 cd/m²	300 cd/m²
	Contrast Ratio	DC 20,000:1(1000:1)(Typ.)	DC 20,000:1(1000:1)(Typ.)	DC 20,000:1(1000:1)(Typ.)	DC 20,000:1(1000:1)(Typ.)
	Resolution	1680 x 1050 (WSXGA+)	1680 x 1050 (WSXGA+)	1920 x 1200 (WUXGA)	1920 x 1200 (WUXGA)
	Response Time	2ms(GTG)	2ms(GTG)	5ms	5ms
	Viewing Angle(H/V)	170°/160° (CR>10)	170°/160° (CR>10)	160°/160° (CR>10)	160°/160° (CR>10)
	Color Supported	16.7 M	16.7 M	16.7 M	16.7 M
Signal Input	Video Signal	Analog RGB, DVI	Analog RGB, DVI	Analog RGB, DVI	Analog RGB, DVI
	Sync. Signal	Separate H/V, Composite, SOG	Separate H/V, Composite, SOG	Separate H/V, Composite, SOG	Separate H/V, Composite, SOG
	Connector	15pin D-SUB, DVI-D	15pin D-SUB, DVI-D	15pin D-SUB, DVI-D, HDMI	15pin D-SUB
Signal Input	Power consumption	45 Watts	45 Watts	65 Watts	65 Watts
	Stand by Power(DPMS)	<1W	<1W	<2W	<2W
	Type	Built-in	Built-in	Built-in	Built-in
Features	Plug & Play	DDC 2B	DDC 2B	DDC 2B	DDC 2B
	USB powered hub option	No	No	Yes (Bus Powered 1Up/2Down)	Yes (Bus Powered 1Up/2Down)
	Mac compatibility	Yes	Yes	Yes	Yes
	Multimedia Speakers	No	No	No(Digital/Stereo Audio out support for HDMI)	No(Digital/Stereo Audio out support for HDMI)
	Wall-Mount	No	No	No	No
	TCO	-	-	-	-
	Cabinet Color	Rose Black	Rose Black	Rose Black	Rose Black
	Optional Accessories	DVI-D cable	DVI-D cable	DVI-D cable	-
	Special Features	Low Power Consumption	MagicClear(Glare) Panel	Low Power Consumption	Low Power Consumption
		(0.3W Power Off, Off Timer	Low Power Consumption	(0.3W Power Off, Off Timer	(0.3W Power Off, Off Timer
		Energy Saving Mode)	(0.3W Power Off, Off Timer	Energy Saving Mode)	Energy Saving Mode)
		LED Brightness control	Energy Saving Mode)	LED Brightness control	LED Brightness control
		MagicBright3	LED Brightness control	MagicBright3	MagicBright3
		Image Size,Color Effect	MagicBright3	Image Size,Color Effect	Image Size,Color Effect
		Customized key	Image Size,Color Effect	Customized key	Customized key
		MagicWizard & MagicTune	Customized key	MagicWizard & MagicTune	MagicWizard & MagicTune
		Windows Vista Premium	MagicWizard & MagicTune	Windows Vista Premium	Windows Vista Premium
		DVI with HDCP,Safe Mode	Windows Vista Premium	DVI with HDCP,Safe Mode	DVI with HDCP,Safe Mode
			DVI with HDCP,Safe Mode	SPDIF	
Dimension	Set(WxHxD)(mm) (with Stand)	520 x 441.5 x 215	520 x 441.5 x 215	573 x 477 x 245	573 x 477 x 245
	Set(WxHxD)(mm) (w/o Stand)	520 x 373.5 x 67.5	520 x 373.5 x 67.5	573 x 409 x 78	573 x 409 x 78
	Packing(WxHxD)(mm)	601 x 141 x 542	601 x 141 x 542	TBD	TBD
Weight	Set(kg)	5.8 (Max)	5.8 (Max)	TBD	TBD
	Packing(kg)	7.5 (Max)	7.5 (Max)	TBD	TBD
Stand	Type	Simple	Simple	Simple	Simple
	Function	Tilt	Tilt	Swivel, Tilt	Swivel, Tilt



Dimensions



Design and specifications are subject to change without notice.

Specification

		General Wide	General Wide	MFM
Class		SyncMaster T260	SyncMaster T260N	SyncMaster T200HD
Panel	Screen size	25.5" Wide	25.5" Wide	20" Wide
	Brightness	300 cd/m²	300 cd/m²	300 cd/m²
	Contrast Ratio	DC 20,000:1(1000:1)(Typ.)	DC 20,000:1(1000:1)(Typ.)	DC 10,000:1(1000:1)(Typ.)
	Resolution	1920 x 1200 (WUXGA)	1920 x 1200 (WUXGA)	1680 x 1050
	Response Time	5ms	5ms	5ms
	Viewing Angle(H/V)	170°/150° (CR>10)	170°/150° (CR>10)	170°/160° (CR>10)
	Color Supported	16.7 M	16.7 M	16.7 M
Signal Input	Video Signal	Analog RGB, DVI, HDMI	Analog RGB	Analog RGB, DVI, HDMI
				Component , TV(Digital TV/Analog TV)
	Sync. Signal	Separate H/V, Composite, SOG	Separate H/V, Composite, SOG	Separate H/V, Composite
	Connector	15pin D-SUB, DVI-D, HDMI	15pin D-SUB	15pin D-SUB, DVI-D, 2HDMI
				Component, DTV Tuner, Optical Out
				Scart, CI Slot
Signal Input	Power consumption	60 Watts	60 Watts	50Watts (Max.)
	Stand by Power(DPMS)	<2W	<2W	<2W
	Type	Built-in	Built-in	Built-in
Features	Plug & Play	DDC 2B	DDC 2B	DDC 2B
	USB powered hub option	Yes (Bus Powered 1Up/2Down)	Yes (Bus Powered 1Up/2Down)	No
	Mac compatibility	Yes	Yes	Yes
	Multimedia Speakers	No(Digital/Stereo Audio out support for HDMI)	No(Digital/Stereo Audio out support for HDMI)	3W x 2Ch (SRS TruSurround XT)
	Wall-Mount	No	No	No
	TCO	-	-	-
	Cabinet Color	Rose Black	Rose Black	Rose Black
	Optional Accessories	DVI-D cable	-	Remote Controller, D-Sub Cable
				DVI-D Cable, Antena Cable
	Special Features	Low Power Consumption	Low Power Consumption	Built-in DTV(DVB) Tuner
		(0.3W Power Off, Off Timer	(0.3W Power Off, Off Timer	SRS TruSurround XT
		Energy Saving Mode)	Energy Saving Mode)	Optical digital sound (SPDIF)
		LED Brightness control	LED Brightness control	Component, HDMIX2
		MagicBright3	MagicBright3	Supporting 1080P Input, CI Slot
		Image Size,Color Effect	Image Size,Color Effect	
		Customized key	Customized key	
		MagicWizard & MagicTune	MagicWizard & MagicTune	
		Windows Vista Premium	Windows Vista Premium	
		DVI with HDCP,Safe Mode	DVI with HDCP,Safe Mode	
		SPDIF		
Dimension	Set(WxHxD)(mm) (with Stand)	610 x 502.5 x 245	610 x 502.5 x 245	486 x 418 x 215
	Set(WxHxD)(mm) (w/o Stand)	610 x 435 x 78	610 x 435 x 78	454.5 x 331.5 x72
	Packing(WxHxD)(mm)	702 x 185 x 567	702 x 185 x 567	559 x 135 x 493
Weight	Set(kg)	TBD	TBD	5.4 (Max)
	Packing(kg)	TBD	TBD	6.9 (Max)
Stand	Type	Simple	Simple	Simple
	Function	Swivel, Tilt	Swivel, Tilt	Tilt



Dimensions

T260 / unit: mm

T260N / unit: mm

T200HD / unit: mm



Design and specifications are subject to change without notice.

Specification

		MFM	MFM	MFM
Class		SyncMaster T220HD	SyncMaster T240HD	SyncMaster T260HD
Panel	Screen size	22" Wide	24" Wide	25.5" Wide
	Brightness	300 cd/m²	300 cd/m²	300 cd/m²
	Contrast Ratio	DC 10,000:1(1000:1)(Typ.)	DC 10,000:1(1000:1)(Typ.)	DC 10,000:1(1000:1)(Typ.)
	Resolution	1680 x 1050	1920 x 1200	1920 x 1200
	Response Time	5ms	5ms	5ms
	Viewing Angle(H/V)	170°/160° (CR>10)	170°/160° (CR>10)	170°/160° (CR>10)
	Color Supported	16.7 M	16.7 M	16.7 M
Signal Input	Video Signal	Analog RGB, DVI, HDMI	Analog RGB, DVI, HDMI	Analog RGB, DVI, HDMI
		Component , TV(Digital TV/Analog TV)	Component , TV(Digital TV/Analog TV)	Component , TV(Digital TV/Analog TV)
	Sync. Signal	Separate H/V, Composite	Separate H/V, Composite	Separate H/V, Composite
	Connector	15pin D-SUB, DVI-D, 2HDMI	15pin D-SUB, DVI-D, 2HDMI	15pin D-SUB, DVI-D, 2HDMI
		Component, DTV Tuner, Optical Out	Component, DTV Tuner, Optical Out	Component, DTV Tuner, Optical Out
		Scart, CI Slot	Scart, CI Slot	Scart, CI Slot
Signal Input	Power consumption	58Watts (Max.)	75Watts (Max.)	70Watts (Max.)
	Stand by Power(DPMS)	<2W	<2W	<2W
	Type	Built-in	Built-in	Built-in
Features	Plug & Play	DDC 2B	DDC 2B	DDC 2B
	USB powered hub option	No	No	No
	Mac compatibility	Yes	Yes	Yes
	Multimedia Speakers	3W x 2Ch (SRS TruSurround XT)	3W x 2Ch (SRS TruSurround XT)	3W x 2Ch (SRS TruSurround XT)
	Wall-Mount	No	No	No
	TCO	-	-	-
	Cabinet Color	Rose Black	Rose Black	Rose Black
	Optional Accessories	Remote Controller, D-Sub Cable	Remote Controller, D-Sub Cable	Remote Controller, D-Sub Cable
		DVI-D Cable, Antena Cable	DVI-D Cable, Antena Cable	DVI-D Cable, Antena Cable
	Special Features	Built-in DTV(DVB) Tuner	Built-in DTV(DVB) Tuner	Built-in DTV(DVB) Tuner
		SRS TruSurround XT	SRS TruSurround XT	SRS TruSurround XT
		Optical digital sound (SPDIF)	Optical digital sound (SPDIF)	Optical digital sound (SPDIF)
		Component, HDMIX2	Component, HDMIX2	Component, HDMIX2
		Supporting 1080P Input, CI Slot	Supporting 1080P Input, CI Slot	Supporting 1080P Input, CI Slot
Dimension	Set(WxHxD)(mm) (with Stand)	520 x 441.5 x 215	TBD	610 x 502.5 x 245
	Set(WxHxD)(mm) (w/o Stand)	520 x 373.5 x 86	TBD	610 x 435 x 86
	Packing(WxHxD)(mm)	601.0 x 542.0 x 156.0	TBD	702 x 185 x 567
Weight	Set(kg)	5.65Kg	TBD	TBD
	Packing(kg)	7.35Kg	TBD	TBD
Stand	Type	Simple	Simple	Simple
	Function	Tilt	Swivel, Tilt	Swivel, Tilt



Dimensions

T220HD / unit: mm

T240HD / unit: mm

T260HD / unit: mm



Design and specifications are subject to change without notice.